











































































THU 6:10 PM





















Varsity Boys 5000m





















Results










PLACE	ATHLETE	5000M	PTS
1	 Owen Bosley Homestead [12] - 2475	15:25.6 5:22.7 ⇔	1
2	 Joe McNulty Mukwonago [12] - 2853	15:49.8 5:39.4 +24.2 ↑3	2
3	 Dillon Walker Germantown [12] - 2417	15:57.0 5:47.8 +31.4 ↓1	3
4	 Colman Lenci Marquette [12] - 2712	16:06.1 5:56.9 +40.5 ↓1	4
5	 Ben Dohlby Pewaukee [12] - 2990	16:06.2 5:56.4 +40.6 ↓1	5
6	 Will Whiteis Middleton [11] - 2805	16:12.0 5:48.2 +46.4 ⇔	6
7	 Joe Schwartz Middleton [12] - 2804	16:18.0 5:50.1 +52.4 ↑1	7
8	 Ben Stricker Fort Atkinson [11] - 2348	16:18.9 5:52.8 +53.3 ↓1	8
9	 Dean Montour Middleton [12] - 2802	16:28.6 5:59.6 +1:03.0 ⇔	9
10	 Kyle Giricz Catholic Memorial [12] - 2262	16:29.4 5:56.4 +1:03.8 ↑2	10
11	 Remy Strichartz Kenosha Indian Trail [10] - 2512	16:35.4 6:02.5 +1:09.8 ⇔	11
12	 Jackson Bagby Brookfield East [12] - 2241	16:36.8 6:02.3 +1:11.2 ↑2	11
13	 Cade Ziegler Kettle Moraine [12] - 2611	16:37.0 5:59.6 +1:11.4 ↑2	12
14	 William Frohling Shorewood [12] - 3031	16:38.4 6:08.5 +1:12.8 ↓4	13
15	 Matthew Clauer Mukwonago [12] - 2850	16:41.8 5:59.6 +1:16.2 ↑4	14
16	 Nathan Klauck Arrowhead [12] - 2100	16:41.9 5:59.7 +1:16.3 ↑4	15
17	 Luke Wolf Mukwonago [12] - 2855	16:47.6 6:05.6 +1:22.0 ↑1	16
18	 Nathan Burke Pewaukee [11] - 2989	16:48.6 6:10.3 +1:23.0 ↓1	17
19	 Holden Forgette Kenosha Indian Trail [11] - 2509	16:54.1 6:04.4 +1:28.5 ↑9	18
20	 Harper Fahey Middleton [12] - 2800	16:55.9 6:04.5 +1:30.3 ↑10	19
21	 Caleb Schreiber Mukwonago [10] - 2854	16:57.0 6:04.3 +1:31.4 ↑14	20
22	 Bennett Brightman Brookfield East [11] - 2242	16:57.5 6:09.8 +1:31.9 ↑4	21
23	 Nathan Kurtz Middleton [12] - 2801	16:57.7 6:05.8 +1:32.1 ↑10	22
24	 Aj Springer Whitefish Bay [12] - 3155	16:57.8 6:00.4 +1:32.2 ↑17	23
25	 Cooper Johnson Mukwonago [12] - 2851	17:01.0 6:07.1 +1:35.4 ↑13	24
26	 Michael Wawrzyn Kettle Moraine [12] - 2610	17:02.0 6:23.7 +1:36.4 ↓10	25
27	 Nick Wendl Wisconsin Lutheran [12] - 3177	17:02.2 6:28.9 +1:36.6 ↓14	26
28	 Connor Rathe Homestead [11] - 2478	17:02.5 6:17.0 +1:36.9 ↓5	27
29	 Johan Bannink Shorewood [11] - 3029	17:02.6 6:16.6 +1:37.0 ↓5	28
30	 Evan Wheeler Brookfield East [10] - 2248	17:03.0 6:18.4 +1:37.4 ↓8	29
31	 Ethan Hackman West Bend West [9] - 3099	17:04.7 6:12.8 +1:39.1 ↑3	30
32	 Owen Kowalewski Arrowhead [12] - 2101	17:07.1 6:16.9 +1:41.5 ↓3	31
33	 Landen Heim Bay Port [12] - 2160	17:09.6 6:20.4 +1:44.0 ↓6	32
34	 Tyler Heiman Arrowhead [11] - 2098	17:11.0 6:17.8 +1:45.4 ↑2	33









35		Carter Grossklaus Pewaukee [10] - 2993	17:13.1 6:19.5 +1:47.5 ↑2	34
36		Joey Merrill Wisconsin Lutheran [12] - 3174	17:14.3 6:16.2 +1:48.7 ↑7	35
37		John Bartschat Whitefish Bay [12] - 3149	17:14.4 6:10.1 +1:48.8 ↑11	36
38		Lucas Nicholson Pewaukee [12] - 2994	17:16.2 6:24.5 +1:50.6 ↓7	37
39		Zach Moss Brookfield East [11] - 2244	17:17.5 6:15.1 +1:51.9 ↑6	38
40		Quincy Kehoe Wisconsin Lutheran [10] - 3173	17:18.4 6:20.5 +1:52.8 ↑2	39
41		Quinten Beyer Mukwonago [11] - 2849	17:19.7 6:14.7 +1:54.1 ↑8	40
42		Will Cascio Germantown [11] - 2412	17:20.1 6:18.8 +1:54.5 ↑2	41
43		Calvin Redeker Germantown [11] - 2415	17:20.3 6:25.8 +1:54.7 ↓4	42
44		Francisco Rosas-Sarmie Nicolet [12] - 2889	17:21.3 6:18.3 +1:55.7 ↑2	43
45		Charlie Pierce Shorewood [12] - 3036	17:22.5 6:11.1 +1:56.9 ↑15	44
46		Charlie Cary Marquette [9] - 2709	17:22.6 6:13.8 +1:57.0 ↑9	45
47		Jacob Alejandro Wisconsin Lutheran [12] - 3170	17:23.2 6:31.3 +1:57.6 ↓15	46
48		Thomas Menefee Marquette [11] - 2713	17:23.4 6:16.5 +1:57.8 ↑4	47
49		Jack Kwiatt Marquette [10] - 2711	17:23.8 6:17.4 +1:58.2 ↑2	48
50		Noah Krause Arrowhead [12] - 2102	17:24.6 6:28.1 +1:59.0 ↓10	49
51		Jackson Braun Kettle Moraine [12] - 2607	17:25.5 6:13.8 +1:59.9 ↑10	50
52		Nicholas Hall Whitefish Bay [12] - 3152	17:26.4 6:22.4 +2:00.8 ↓5	51
53		Nicholas Pufall Bay Port [10] - 2162	17:27.6 6:21.3 +2:02.0 ↓3	52
54		Jack Wanezek Germantown [10] - 2419	17:34.1 6:47.9 +2:08.5 ↓29	53



















55		Jacob Jones Whitefish Bay [10] - 3153	17:35.3 6:19.8 +2:09.7 ↑12	54
56		Alex Wood Arrowhead [10] - 2103	17:38.3 6:22.6 +2:12.7 ↑12	55
57		Cody McKenna Shorewood [11] - 3034	17:40.1 6:25.6 +2:14.5 ↑8	56
58		Troy Verstrate Germantown [11] - 2416	17:41.0 6:25.7 +2:15.4 ↑8	57
59		Nathan Butters West Bend West [12] - 3097	17:41.1 6:29.9 +2:15.5 ↓1	58
60		Gavin McGrath Mukwonago [11] - 2852	17:42.3 6:30.5 +2:16.7 ↑2	59
61		Ben Schulz Middleton [10] - 2803	17:43.2 6:16.5 +2:17.6 ↑18	60
62		Kobe Chapman Germantown [12] - 2413	17:43.6 6:23.9 +2:18.0 ↑11	61
63		Jack Stephens Brookfield East [12] - 2247	17:44.0 6:36.2 +2:18.4 ↓9	62
64		Ian Selissen Bay Port [12] - 2164	17:44.2 6:31.3 +2:18.6 ↔	63
65		John Giricz Catholic Memorial [11] - 2261	17:44.2 6:27.4 +2:18.6 ↑6	64
66		Andrew Gerend Whitefish Bay [11] - 3151	17:45.5 6:13.9 +2:19.9 ↑20	64
67		Cooper Walsh Germantown [10] - 2418	17:45.5 6:34.6 +2:19.9 ↓10	65
68		Eric Olson Germantown [11] - 2414	17:47.5 6:31.6 +2:21.9 ↑1	65
69		Dylan Kroll Nicolet [11] - 2887	17:47.5 6:17.9 +2:21.9 ↑15	66
70		Parker Worden Middleton [12] - 2806	17:47.6 6:21.6 +2:22.0 ↑8	67
71		Brett Fox West Bend West [12] - 3098	17:48.7 6:32.0 +2:23.1 ↓1	68
72		Noah Vedder Whitefish Bay [11] - 3156	17:49.0 6:19.7 +2:23.4 ↑10	69
73		Bishesh Karmacharya Whitefish Bay [11] - 3154	17:49.3 6:20.1 +2:23.7 ↑8	70
74		Justin Heimsch Arrowhead [12] - 2099	17:49.3 6:38.0 +2:23.7 ↓15	71

75		Zackery Taylor Kenosha Indian Trail [10] - 2513	17:49.9 6:19.2 +2:24.3 ↑10	72
76		Billy Hadcock Homestead [12] - 2477	17:50.1 6:28.9 +2:24.5 ↓1	73
77		Jackson Douglas Pewaukee [11] - 2991	17:50.5 6:37.8 +2:24.9 ↓14	74
78		Bryce Hohensee Catholic Memorial [12] - 2264	17:50.5 6:41.1 +2:24.9 ↓22	
79		Jack Myre Janesville Craig [11] - 2559	17:50.6 6:15.1 +2:25.0 ↑10	75
80		Andrew Hartzell West Bend West [12] - 3101	17:53.0 6:28.4 +2:27.4 ↓4	76
81		Jack Austin Janesville Craig [12] - 2555	17:53.4 6:36.0 +2:27.8 ↓9	77
82		Peyton Slytie Pewaukee [11] - 2995	17:54.8 6:30.1 +2:29.2 ↓5	78
83		Damian Soto Janesville Craig [12] - 2560	17:58.0 6:19.5 +2:32.4 ↑12	79
84		Komei Okamoto Brookfield East [10] - 2245	17:58.8 6:51.3 +2:33.2 ↓31	80
85		Anthony Henrichon Fort Atkinson [12] - 2345	18:00.5 6:40.5 +2:34.9 ↓11	81
86		Carson Hammer West Bend West [10] - 3100	18:03.1 6:33.5 +2:37.5 ↓3	82
87		Jack Ziegler Nicolet [12] - 2891	18:05.5 6:38.0 +2:39.9 ↓7	83
88		Tyler Hegle Janesville Craig [10] - 2557	18:08.1 6:32.5 +2:42.5 ↑2	84
89		Jack Dalton Middleton [11] - 2799	18:11.2 6:33.5 +2:45.6 ↑2	
90		Matthew McBride Janesville Craig [12] - 2558	18:11.8 6:26.3 +2:46.2 ↑10	85
91		Rogan Leistiko Kettle Moraine [12] - 2609	18:15.3 6:43.0 +2:49.7 ↓4	86
92		Hank Wang Wisconsin Lutheran [11] - 3176	18:15.9 6:35.1 +2:50.3 ↑5	87
93		Jack Ruesch Brookfield East [11] - 2246	18:16.0 6:37.6 +2:50.4 ↑1	88
94		Christian McIlheran Brookfield East [10] - 2243	18:20.6 6:46.3 +2:55.0 ↓6	

95		Giovanni Monte Fort Atkinson [12] - 2347	18:22.0 6:41.1 +2:56.4 ↑3	89
96		Angus Vigoren-Clar Shorewood [12] - 3030	18:22.6 6:28.1 +2:57.0 ↑11	90
97		Thor Gabik Whitefish Bay [12] - 3150	18:24.0 6:26.7 +2:58.4 ↑16	
98		Adam Langreder Kettle Moraine [11] - 2608	18:25.5 6:44.4 +2:59.9 ↑1	91
99		Finlay Jones Shorewood [12] - 3032	18:25.5 6:39.4 +2:59.9 ↑2	92
100		Owen Schloemer West Bend West [10] - 3103	18:28.4 6:50.6 +3:02.8 ↓8	93
101		Dax Ruplinger Bay Port [12] - 2163	18:29.0 6:50.9 +3:03.4 ↓8	94
102		Mason Willkomm West Bend West [12] - 3104	18:29.1 6:50.2 +3:03.5 ↓6	95
103		Bennett Daul Bay Port [9] - 2159	18:39.2 6:52.0 +3:13.6 ↓1	96
104		Dermot More O'Fer Marquette [10] - 2714	18:40.2 6:45.1 +3:14.6 ↑5	97
105		Isaac Rasmussen Nicolet [13] - 2888	18:46.7 6:49.5 +3:21.1 ↑7	98
106		Robby Coburn Homestead [12] - 2476	18:46.7 6:53.1 +3:21.1 ↓1	99
107		Oliver Hudson Bay Port [9] - 2161	18:53.6 6:59.5 +3:28.0 ↓1	100
108		Ryan Optekar Shorewood [9] - 3035	18:53.8 6:56.8 +3:28.2 ↑3	101
109		Lukas Vater Nicolet [10] - 2890	18:54.5 6:48.9 +3:28.9 ↑11	102
110		Max Bennett Homestead [9] - 2474	18:56.1 7:00.9 +3:30.5 ↔	103
111		Ethan Enslin Wisconsin Lutheran [12] - 3172	18:56.7 7:03.5 +3:31.1 ↓7	104
112		Derek Thompson Janesville Craig [11] - 2561	18:57.9 6:55.0 +3:32.3 ↑3	105
113		Henry Schapekahn Wisconsin Lutheran [10] - 3175	18:59.3 6:59.6 +3:33.7 ↑1	106
114		Jose Gomez-Soto Janesville Craig [12] - 2556	18:59.7 6:56.4 +3:34.1 ↑2	107

115		Chase Barrow Pewaukee [12] - 2988	19:03.4 6:59.1 +3:37.8 ↑3	108
116		John Tucker Homestead [10] - 2480	19:04.0 7:09.3 +3:38.4 ↓8	109
117		Jay Gelhard Marquette [12] - 2710	19:04.6 6:58.8 +3:39.0 ↑4	110
118		Mick Gilson Pewaukee [9] - 2992	19:05.7 7:01.6 +3:40.1 ↓1	
119		Sam Elliott Shorewood [10] - 3005	19:06.5 7:15.4 +3:40.9 ↓16	
120		Joseph Cooper Fort Atkinson [12] - 2344	19:07.2 7:00.1 +3:41.6 ↑3	111
121		Patrick McKenna Marquette [12] - 2694	19:07.8 7:01.7 +3:42.2 ↑1	112
122		Cooper Wood Marquette [12] - 2716	19:12.1 7:07.0 +3:46.5 ↓3	
123		Nick Gross Catholic Memorial [11] - 2263	19:29.4 7:05.0 +4:03.8 ↑2	

124		Aaron Zhang Kenosha Indian Trail [10] - 2514	19:29.9 6:59.5 +4:04.3 ↑4	113
125		Henry Pratt Kenosha Indian Trail [12] - 2511	19:30.6 7:05.1 +4:05.0 ↑1	114
126		Trenten Esser Kenosha Indian Trail [10] - 2508	19:43.8 7:03.2 +4:18.2 ↑3	115
127		Ian Hetrick Kenosha Indian Trail [11] - 2510	19:47.3 7:06.5 +4:21.7 ↑3	116
128		Antonio Diaz Torres Nicolet [11] - 2886	19:48.7 7:20.4 +4:23.1 ↓1	117
129		Jonas Boshart Fort Atkinson [12] - 2343	21:17.2 7:59.3 +5:51.6 ↑2	118
130		Jake Sukow Fort Atkinson [10] - 2349	21:25.9 7:55.5 +6:00.3 ↑2	119
131		Aaron Messler Fort Atkinson [10] - 2346	21:48.3 8:15.4 +6:22.7 ↑2	120

PLACE	TEAM	5000M	1	2	3	4	5	(6)	(7)
1 ⇌	 Middleton	63 -21	6	7	9	19	22	(60)	(67)
2 ⇌	 Mukwonago	76 -35	2	14	16	20	24	(40)	(59)
3 ↑2	 Brookfield East	161 +6	11	21	29	38	62	(80)	(88)
4 ⇌	 Pewaukee	167 +20	5	17	34	37	74	(78)	(108)
5 ↓2	 Arrowhead	183 +42	15	31	33	49	55	(71)	
6 ⇌	 Germantown	196 +34	3	41	42	53	57	(61)	(65)
7 ↑4	 Whitefish Bay	228 -47	23	36	51	54	64	(69)	(70)
8 ⇌	 Shorewood	231 -18	13	28	44	56	90	(92)	(101)
9 ↓2	 Wisconsin Lutheran	233 +16	26	35	39	46	87	(104)	(106)
10 ↓1	 Marquette	241 -20	4	45	47	48	97	(110)	(112)
11 ↓1	 Kettle Moraine	264 ⇌	12	25	50	86	91		
12 ⇌	 Homestead	303 +8	1	27	73	99	103	(109)	
13 ⇌	 West Bend West	314 +6	30	58	68	76	82	(93)	(95)
14 ↑1	 Kenosha Indian Trail	327 -22	10	18	72	113	114	(115)	(116)
15 ↓1	 Bay Port	337 +16	32	52	63	94	96	(100)	
16 ↑1	 Nicolet	392 -25	43	66	83	98	102	(117)	
17 ↑1	 Janesville Craig	400 -23	75	77	79	84	85	(105)	(107)
18 ↓2	 Fort Atkinson	407 +6	8	81	89	111	118	(119)	(120)