























































THU 5:40 PM





















Varsity Girls 5000m





















Results





















PLACE	ATHLETE	5000M	PTS
1	 Zaira Malloy-Salga Middleton [12] - 2749	18:23.5 6:31.4 ↔	1
2	 Lily Kriegel Whitefish Bay [11] - 3126	18:37.8 6:45.4 +14.3 ↔	2
3	 Olivia Chellevoid Middleton [9] - 2747	18:43.6 6:50.8 +20.1 ↔	3
4	 Eva Koos Mukwonago [12] - 2835	19:03.8 6:53.8 +40.3 ↑1	4
5	 Mary Worden Fort Atkinson [10] - 2332	19:07.9 6:56.4 +44.4 ↑3	5
6	 Charlize-Tr McKenzie Cedarburg [9] - 2279	19:08.1 6:58.4 +44.6 ↓2	6
7	 Ella Lephardt Kettle Moraine [10] - 2580	19:16.8 7:06.8 +53.3 ↓1	7
8	 Anne Straka Arrowhead [11] - 2045	19:31.9 7:21.4 +1:08.4 ↓1	8
9	 Isabelle Yttre Brookfield East [9] - 2217	19:35.1 7:03.0 +1:11.6 ↑1	9
10	 Leah Moe Pewaukee [10] - 2962	19:35.3 7:13.2 +1:11.8 ↓1	10
11	 Natalie Miller Whitefish Bay [12] - 3128	19:57.1 7:09.0 +1:33.6 ↑3	11
12	 Ella Hansen Pewaukee [12] - 2960	19:59.0 7:27.0 +1:35.5 ↓1	12
13	 Lilah Lupton Brookfield East [10] - 2212	20:02.5 7:11.0 +1:39.0 ↑2	13
14	 Ava Johnsen Divine Savior Holy Angels [9] - 2313	20:03.4 7:09.4 +1:39.9 ↑2	14
15	 Libby Ray Arrowhead [11] - 2043	20:09.1 7:23.9 +1:45.6 ↓3	15
16	 Olivia Campbell Divine Savior Holy Angels [11] - 2310	20:13.3 7:16.2 +1:49.8 ↑2	16
17	 Kera Riley Janesville Craig [12] - 2535	20:14.0 7:14.1 +1:50.5 ↑8	17




















18	 Freya Stratte Whitefish Bay [11] - 3131	20:16.6 7:21.3 +1:53.1 ↓1	18
19	 Julianna Moran Janesville Craig [10] - 2533	20:18.0 7:18.9 +1:54.5 ↑3	19
20	 Annelise Rasmussen Mukwonago [11] - 2836	20:23.0 7:24.5 +1:59.5 ↔	20
21	 Kya Harms Madison Memorial [12] - 2648	20:23.2 7:38.0 +1:59.7 ↓8	21
22	 Sierra Gill Homestead [10] - 2447	20:23.7 7:18.8 +2:00.2 ↑5	22
23	 Caroline Garsha Homestead [11] - 2445	20:24.9 7:20.0 +2:01.4 ↑5	23
24	 Rose Erlinder Brookfield Academy [10] - 2166	20:25.1 7:27.3 +2:01.6 ↓5	24
25	 Annabelle Nealey Brookfield East [9] - 2214	20:26.1 7:26.6 +2:02.6 ↓2	25
26	 London Chase Divine Savior Holy Angels [10] - 2311	20:26.4 7:22.8 +2:02.9 ↔	26
27	 Jacklyn Warber Brookfield East [11] - 2216	20:33.7 7:34.1 +2:10.2 ↓3	27
28	 Mary Block Whitefish Bay [11] - 3125	20:35.4 7:24.4 +2:11.9 ↑7	28
29	 Reese Gustafson Bay Port [12] - 2127	20:37.6 7:26.3 +2:14.1 ↑7	29
30	 Grace Graczyk Mukwonago [10] - 2832	20:38.7 7:39.6 +2:15.2 ↓9	30
31	 Elizabeth Schwartz Middleton [12] - 2752	20:40.7 7:33.9 +2:17.2 ↔	31
32	 Luci Jensen Brookfield Academy [11] - 2168	20:45.3 7:38.5 +2:21.8 ↔	32
33	 Abi Anderson Janesville Craig [10] - 2530	20:45.7 7:35.1 +2:22.2 ↑1	33
34	 Olivia Boyle Homestead [11] - 2444	20:46.3 7:30.6 +2:22.8 ↑6	34



















35		Lila Glinberg Middleton [12] - 2748	20:48.2 7:42.3 +2:24.7 ↓6	35
36		Madeline Marks Brookfield East [10] - 2213	20:54.4 7:25.5 +2:30.9 ↑13	36
37		Anna Larsen Divine Savior Holy Angels [11] - 2314	20:56.2 7:45.9 +2:32.7 ↓4	37
38		Ixzel Rios Whitefish Bay [10] - 3130	20:56.7 7:32.3 +2:33.2 ↑6	38
39		Claire Reedy Germantown [10] - 2373	20:58.0 7:51.6 +2:34.5 ↓9	39
40		Maddie Heidvogel Oconomowoc [11] - 2913	20:59.4 7:44.9 +2:35.9 ↓2	40
41		Kate Nicolet Whitefish Bay [10] - 3129	20:59.8 7:35.2 +2:36.3 ↑4	41
42		Alexandra Gaskin Homestead [10] - 2446	21:00.6 7:45.2 +2:37.1 ↓3	42
43		Addy Nysse Pewaukee [12] - 2964	21:00.7 7:42.8 +2:37.2 ↔	43
44		Reese Anderson Nicolet [9] - 2867	21:03.3 7:36.9 +2:39.8 ↑4	
45		Isabel Pratt Oconomowoc [11] - 2917	21:06.9 7:53.6 +2:43.4 ↓8	44
46		Julia Baker Mukwonago [10] - 2830	21:09.5 7:39.3 +2:46.0 ↑5	45
47		Addison Fagan Janesville Craig [10] - 2532	21:11.5 7:37.7 +2:48.0 ↑11	46
48		Lizzy Liker Germantown [11] - 2369	21:15.5 7:28.2 +2:52.0 ↑29	47
49		Taylor Baumann Mukwonago [9] - 2831	21:15.6 7:42.8 +2:52.1 ↑7	48
50		Kayla Leatherman Brookfield East [11] - 2211	21:18.8 8:01.4 +2:55.3 ↓9	49
51		Annie Sonju Middleton [12] - 2753	21:19.0 7:47.3 +2:55.5 ↑3	50
52		Allie Clousing Pewaukee [10] - 2959	21:19.0 7:42.0 +2:55.5 ↑11	51
53		Emily Enright Brookfield East [10] - 2210	21:19.3 7:53.5 +2:55.8 ↓6	52
54		Josie Anzia Whitefish Bay [11] - 3124	21:19.5 7:43.1 +2:56.0 ↑7	53





















55		Ella Crowe Madison Memorial [12] - 2646	21:20.0 7:50.4 +2:56.5 ↓5	54
56		Joelle Duty Arrowhead [10] - 2041	21:20.5 7:44.6 +2:57.0 ↑4	55
57		Ella Schroeder Brookfield East [10] - 2215	21:22.1 7:45.7 +2:58.6 ↑5	
58		Alaina Sheedy Bay Port [11] - 2131	21:24.7 7:49.1 +3:01.2 ↑1	56
59		Shaylin Swenson Homestead [10] - 2451	21:25.1 8:00.4 +3:01.6 ↓13	57
60		Riya Patel Kenosha Indian Trail [11] - 2494	21:25.6 7:54.5 +3:02.1 ↓8	58
61		Alissa Taylor Kenosha Indian Trail [12] - 2496	21:27.1 7:50.0 +3:03.6 ↑3	59
62		Audrey Boysa Oconomowoc [11] - 2912	21:28.0 7:49.1 +3:04.5 ↑6	60
63		Nora McCormick Divine Savior Holy Angels [12] - 2315	21:28.2 7:41.3 +3:04.7 ↑13	61
64		Lydia Miller Whitefish Bay [12] - 3127	21:29.9 7:52.0 +3:06.4 ↑1	
65		Claire Wallsch-Drur Middleton [12] - 2754	21:32.6 7:54.3 +3:09.1 ↑1	62
66		Rebecca Barnes Arrowhead [11] - 2039	21:35.4 7:55.7 +3:11.9 ↑3	63
67		Kaitlyn Haberer Homestead [12] - 2448	21:36.7 7:58.1 +3:13.2 ↔	64
68		Katie Spencer Cedarburg [11] - 2283	21:37.9 8:04.0 +3:14.4 ↓11	65
69		Chloe Heim Bay Port [12] - 2128	21:39.2 7:48.0 +3:15.7 ↑14	66
70		Ava Ketterhagen Mukwonago [9] - 2834	21:39.6 7:58.5 +3:16.1 ↑2	67
71		Eloise Masee Bay Port [12] - 2130	21:39.9 7:59.4 +3:16.4 ↔	68
72		Marin Brown Bay Port [10] - 2126	21:41.0 7:49.3 +3:17.5 ↑14	69
73		Hannah Reed Waukesha South [12] - 3051	21:41.2 7:51.5 +3:17.7 ↑5	70
74		Aubree Kubicki Bay Port [11] - 2129	21:41.8 7:50.6 +3:18.3 ↑10	71

75		Guionar Lopez Navarr West Bend West [12] - 3064	21:42.7 7:51.9 +3:19.2 ↑6	72
76		Samantha Wiebelhaus Mukwonago [9] - 2837	21:44.6 7:53.8 +3:21.1 ↑4	73
77		Amelia Horwitz Homestead [11] - 2449	21:49.3 8:07.3 +3:25.8 ↓4	74
78		Ava Lamb Homestead [10] - 2450	21:49.3 8:02.4 +3:25.8 ↓3	
79		Rachel Helmke Kenosha Indian Trail [11] - 2490	21:50.5 8:18.0 +3:27.0 ↓24	75
80		Gabrielle Henning Mukwonago [12] - 2833	21:52.4 8:00.5 +3:28.9 ↑7	
81		Erica Bergmann Waukesha South [12] - 3046	21:52.8 7:55.2 +3:29.3 ↑7	76
82		Haddon Russell Divine Savior Holy Angels [12] - 2316	21:53.0 8:21.6 +3:29.5 ↓29	77
83		Madi Ashmead Bay Port [9] - 2125	21:54.6 8:02.9 +3:31.1 ↑2	78
84		Erin Fredrickson Germantown [12] - 2368	21:55.7 7:48.1 +3:32.2 ↑14	79
85		Samantha Satyavelu Pewaukee [10] - 2966	21:57.4 8:07.6 +3:33.9 ↓6	80
86		Dana Valdez Berbe Kettle Moraine [12] - 2582	21:59.3 8:19.0 +3:35.8 ↓16	81
87		Ella Armstrong Germantown [10] - 2366	22:06.6 7:59.2 +3:43.1 ↑10	82
88		Olivia Hasselkus Kettle Moraine [11] - 2579	22:08.4 8:23.3 +3:44.9 ↓14	83
89		Kate Kauffman Nicolet [10] - 2869	22:08.5 7:49.0 +3:45.0 ↑20	
90		Janiyah Taylor Kenosha Indian Trail [10] - 2497	22:09.9 7:59.7 +3:46.4 ↑11	84
91		Morley Schroeder Middleton [11] - 2751	22:12.3 7:58.0 +3:48.8 ↑14	85
92		Meredith Pansegrau Middleton [11] - 2750	22:12.6 8:07.9 +3:49.1 ↑3	
93		Brooke Hansen Arrowhead [11] - 2038	22:12.8 8:08.9 +3:49.3 ↓1	86
94		Mairin Daily Divine Savior Holy Angels [10] - 2312	22:13.1 8:08.7 +3:49.6 ↔	87

95		Mollie Madsen Oconomowoc [10] - 2916	22:13.9 8:15.9 +3:50.4 ↓6	88
96		Audrey Shreve Kenosha Indian Trail [11] - 2495	22:15.5 8:24.4 +3:52.0 ↓14	89
97		Grace Koziel Kenosha Indian Trail [11] - 2492	22:18.1 8:15.0 +3:54.6 ↓7	90
98		Cassity Dechenne Kettle Moraine [11] - 2577	22:18.3 8:07.4 +3:54.8 ↑5	91
99		Madelyn Willmas West Bend West [10] - 3069	22:18.8 8:13.6 +3:55.3 ↓3	92
100		Selah Roberts Pewaukee [10] - 2965	22:20.6 8:06.2 +3:57.1 ↑6	93
101		Katie Murphy Pewaukee [9] - 2963	22:20.7 8:12.9 +3:57.2 ↓2	94
102		Izzy Mrzyglod Germantown [12] - 2371	22:24.3 8:13.5 +4:00.8 ↔	95
103		Kaitlyn Burke Fort Atkinson [12] - 2327	22:24.6 8:20.4 +4:01.1 ↓10	96
104		Hannah Timler Oconomowoc [9] - 2919	22:26.0 8:22.5 +4:02.5 ↓13	97
105		Kaitlynn O'Leary Janesville Craig [10] - 2534	22:27.6 8:03.0 +4:04.1 ↑9	98
106		Mallorie Emmerich Madison Memorial [12] - 2647	22:31.1 8:16.6 +4:07.6 ↑1	99
107		Leah Waraksa West Bend West [10] - 3068	22:34.7 8:11.9 +4:11.2 ↑4	100
108		Elle Brunner Arrowhead [10] - 2040	22:34.9 9:17.4 +4:11.4 ↓66	101
109		Samyah Fox Germantown [9] - 2367	22:36.9 8:07.3 +4:13.4 ↑11	102
110		Leora Schmidt Brookfield Academy [10] - 2170	22:37.0 8:13.6 +4:13.5 ↑2	103
111		Hannah Zietlow Madison Memorial [12] - 2650	22:40.9 8:14.8 +4:17.4 ↑5	104
112		Nadia Epshteyn Cedarburg [11] - 2277	22:42.5 8:18.6 +4:19.0 ↑1	105
113		Phoebe Freidig Madison Memorial [11] - 2620	22:43.3 8:18.4 +4:19.8 ↑2	106
114		Scout Elmer Madison Memorial [9] - 2617	22:48.7 8:22.1 +4:25.2 ↑3	107

115		Sydney Ray Arrowhead [12] - 2044	22:50.6 8:41.4 +4:27.1 ↓15	108
116		Solene Leroy Waukesha South [11] - 3049	22:55.0 8:22.1 +4:31.5 ↑5	109
117		Ella Monk Kenosha Indian Trail [12] - 2493	22:57.4 8:39.1 +4:33.9 ↓9	110
118		Peyton Wetzel Cedarburg [10] - 2284	23:00.1 8:14.4 +4:36.6 ↑9	111
119		Gianna McRae Pewaukee [11] - 2961	23:02.4 8:48.2 +4:38.9 ↓15	
120		Alena Abbott Nicolet [12] - 2866	23:05.3 8:14.1 +4:41.8 ↑10	
121		Zoe Moore Madison Memorial [12] - 2649	23:07.7 8:27.4 +4:44.2 ↑2	112
122		Angela Zheng Germantown [11] - 2365	23:09.4 8:34.3 +4:45.9 ↔	113
123		Jasmine Mahoney West Bend West [11] - 3065	23:12.6 8:29.4 +4:49.1 ↑2	114
124		Sophia Antholine Waukesha South [10] - 3045	23:17.5 8:50.4 +4:54.0 ↓6	115
125		Riley Grossklaus Kettle Moraine [10] - 2578	23:20.1 8:16.2 +4:56.6 ↑8	116
126		Jenna Pierre West Bend West [11] - 3066	23:24.0 8:41.1 +5:00.5 ↓2	117
127		Chelsea Lemke Oconomowoc [12] - 2914	23:26.7 8:35.6 +5:03.2 ↑2	118
128		Syd Loehrl Kettle Moraine [22] - 2581	23:27.7 8:43.9 +5:04.2 ↓2	119
129		Kate Herrmann Kenosha Indian Trail [11] - 2491	23:30.7 9:01.2 +5:07.2 ↓10	
130		Alyssa Connor West Bend West [11] - 3062	23:32.1 8:27.6 +5:08.6 ↑4	120
131		Annabelle Gonnering West Bend West [11] - 3063	23:33.1 8:43.6 +5:09.6 ↓3	121
132		Analisa Boshart Fort Atkinson [10] - 2326	23:35.8 8:44.0 +5:12.3 ↔	122
133		Anika Odders Cedarburg [10] - 2281	23:39.9 8:28.7 +5:16.4 ↑4	123

134		Ava Leurquin Fort Atkinson [9] - 2330	23:42.1 8:36.8 +5:18.6 ↑1	124
135		Avielle Dickman Nicolet [11] - 2868	23:46.1 8:40.4 +5:22.6 ↑1	
136		Alexis Solis Oconomowoc [11] - 2918	23:48.7 8:57.4 +5:25.2 ↓5	125
137		Addison Milam Cedarburg [9] - 2280	24:07.2 8:55.9 +5:43.7 ↑1	126
138		Kaitlyn Wanke West Bend West [12] - 3067	24:13.4 9:01.0 +5:49.9 ↑1	
139		Yacelis Brube-Nichol Madison Memorial [12] - 2645	24:22.1 9:01.9 +5:58.6 ↑1	
140		Alexandra Roberts Cedarburg [10] - 2282	24:37.6 9:04.3 +6:14.1 ↑2	127
141		Amelia Damien Waukesha South [10] - 3048	24:46.3 9:16.3 +6:22.8 ↔	128
142		Ava Denman Brookfield Academy [11] - 2165	25:52.2 9:31.8 +7:28.7 ↑1	129
143		Gretta Cupkie Waukesha South [9] - 3047	26:12.0 9:42.8 +7:48.5 ↑1	130
144		Emily Krapfl Fort Atkinson [10] - 2329	26:13.0 9:41.6 +7:49.5 ↑2	131
145		Macayla Graham Fort Atkinson [9] - 2328	26:18.9 9:48.0 +7:55.4 ↔	132
146		Elena Evans Cedarburg [11] - 2278	26:34.5 9:52.8 +8:11.0 ↑3	
147		Jillian Jones Brookfield Academy [10] - 2169	26:39.7 9:36.7 +8:16.2 ↑4	133
148		Citlalli Torres Fort Atkinson [12] - 2331	26:40.1 9:42.0 +8:16.6 ↑2	134
149		Abby Szolyga Waukesha South [12] - 3052	26:43.0 10:06.6 +8:19.5 ↓2	135
150		Cynthia Yu Brookfield Academy [10] - 2172	27:04.6 10:01.4 +8:41.1 ↑2	136
151		Chloe Green Brookfield Academy [9] - 2167	27:33.5 10:53.0 +9:10.0 ↓3	137

PLACE	TEAM	5000M	1	2	3	4	5	(6)	(7)
1 ⇌	 Whitefish Bay	97 -15	2	11	18	28	38	(41)	(53)
2 ⇌	 Brookfield East	110 -3	9	13	25	27	36	(49)	(52)
3 ⇌	 Middleton	120 +3	1	3	31	35	50	(62)	(85)
4 ↑1	 Mukwonago	147 -4	4	20	30	45	48	(67)	(73)
5 ↓1	 Divine Savior Holy Angels	154 +9	14	16	26	37	61	(77)	(87)
6 ⇌	 Homestead	178 -2	22	23	34	42	57	(64)	(74)
7 ↑1	 Pewaukee	196 -3	10	12	43	51	80	(93)	(94)
8 ↑1	 Janesville Craig	213 -30	17	19	33	46	98		
9 ↓2	 Arrowhead	227 +41	8	15	55	63	86	(101)	(108)
10 ↑1	 Bay Port	288 -33	29	56	66	68	69	(71)	(78)
11 ↓1	 Oconomowoc	329 +19	40	44	60	88	97	(118)	(125)
12 ↑3	 Germantown	342 -43	39	47	79	82	95	(102)	(113)
13 ↓1	 Kenosha Indian Trail	365 +35	58	59	75	84	89	(90)	(110)
14 ↓1	 Kettle Moraine	378 +20	7	81	83	91	116	(119)	
15 ↓1	 Madison Memorial	384 +9	21	54	99	104	106	(107)	(112)
16 ⇌	 Cedarburg	410 +4	6	65	105	111	123	(126)	(127)
17 ⇌	 Brookfield Academy	421 +4	24	32	103	129	133	(136)	(137)
18 ⇌	 Fort Atkinson	478 +6	5	96	122	124	131	(132)	(134)
19 ⇌	 West Bend West	495 -4	72	92	100	114	117	(120)	(121)
20 ⇌	 Waukesha South	498 -6	70	76	109	115	128	(130)	(135)