










































































































THU 4:40 PM

Boys Junior Varsity 5000m





Results









PLACE	ATHLETE	FINISH	PTS
1	 Sam Lieuwen Bay Port [11] - 4678	17:25.2 -	1
2	 Brady Stellmacher Bay Port [10] - 4693	19:44.2 +2:19.0	2
3	 Owen Pope Brookfield East [10] - 4745	19:44.4 +2:19.2	3
4	 Benjamin Saudek Brookfield East [11] - 4748	19:47.1 +2:21.9	4
5	 Gavin Longley Brookfield East [9] - 4741	19:48.8 +2:23.6	5
6	 Jaylen Moore Brookfield East [12] - 4743	19:55.7 +2:30.5	6
7	 Sidd Mahoney Kimberly [10] - 4848	19:56.4 +2:31.2	7
8	 Teddy Koelling Appleton North [10] - 4540	20:06.7 +2:41.5	8
9	 Brady Christnovich Bay Port [11] - 4676	20:07.4 +2:42.2	9
10	 Matthew Janke Fond Du Lac [10] - 4781	20:23.8 +2:58.6	
11	 Ian Willemsen Sheboygan North [9] - 4904	21:04.3 +3:39.1	10
12	 Chris Vannieuwenho Bay Port [12] - 4696	21:14.9 +3:49.7	11
13	 Issac Sniedecki Brookfield East [9] - 4751	21:16.8 +3:51.6	12
14	 Henry Ebert Brookfield East [11] - 4737	21:19.6 +3:54.4	13
15	 Rohan Sharma Brookfield East [9] - 4749	21:26.5 +4:01.3	14
16	 Marshal Noel Bay Port [9] - 4684	21:28.5 +4:03.3	15
17	 Riley Jorgensen Fond Du Lac [11] - 4782	21:30.2 +4:05.0	
18	 Connor Goodman West De Pere [11] - 4987	21:33.2 +4:08.0	16
19	 Alex Groeschel Kimberly [12] - 4844	21:34.3 +4:09.1	17
20	 Sebastian Echeverria Appleton North [10] - 4536	21:35.7 +4:10.5	18
21	 Mason Patchak Bay Port [9] - 4686	21:35.9 +4:10.7	19
22	 Nathan Meyers Brookfield East [10] - 4742	21:45.6 +4:20.4	20
23	 Brett Destache West De Pere [12] - 4986	21:47.4 +4:22.2	21
24	 Vlad Plyaka Appleton North [12] - 4546	21:54.8 +4:29.6	22
25	 Cameron Hampton Bay Port [9] - 4677	21:54.8 +4:29.6	23
26	 Carter Fenlon Kimberly [11] - 4843	21:55.8 +4:30.6	24
27	 Erik Bouchard West De Pere [9] - 4984	21:57.1 +4:31.9	25
28	 Oliver Hestres Appleton North [11] - 4539	22:00.1 +4:34.9	26
29	 Jeremy Clark Appleton North [9] - 4535	22:02.8 +4:37.6	27
30	 Sam Walrath Brookfield East [11] - 4754	22:04.0 +4:38.8	
31	 Michael Reider Kimberly [11] - 4854	22:06.9 +4:41.7	28
32	 Dean Anderson Two Rivers [11] - 4957	22:11.4 +4:46.2	29
33	 Tyler Tuttle Bay Port [10] - 4695	22:11.9 +4:46.7	30
34	 Cooper Lieuwen West De Pere [12] - 4990	22:24.4 +4:59.2	31
35	 Seth Radke Bay Port [12] - 4690	22:25.0 +4:59.8	
36	 Parker Myers Bay Port [10] - 4683	22:28.8 +5:03.6	
37	 Teddy Poulos Brookfield East [11] - 4746	22:30.0 +5:04.8	
38	 Aiden Braun Brookfield East [9] - 4735	22:31.3 +5:06.1	
39	 Benjamin Neylon Brookfield East [12] - 4744	22:33.3 +5:08.1	
40	 Austin Dickey Kimberly [9] - 4841	22:34.9 +5:09.7	32
41	 Samuel Hahnke Appleton North [9] - 4538	22:35.2 +5:10.0	33
42	 Matt Turner Brookfield East [11] - 4753	22:36.1 +5:10.9	
43	 Dominick Springstube Two Rivers [9] - 4961	22:36.9 +5:11.7	34
44	 Caleb Bartolazzi Bay Port [9] - 4672	22:37.5 +5:12.3	
45	 Andrew Thalmann Bay Port [9] - 4694	22:38.3 +5:13.1	
46	 Cameron Essert Two Rivers [12] - 4959	22:39.0 +5:13.8	35
47	 Jack Miller Bay Port [12] - 4682	22:39.0 +5:13.8	
48	 Sam Mader Bay Port [9] - 4680	22:41.4 +5:16.2	
49	 Joseph Martino Appleton North [12] - 4543	22:41.4 +5:16.2	36

50		Owen Noel Bay Port [12] - 4685	22:44.3 +5:19.1	
51		Will Zwirschitz Kimberly [11] - 4859	22:44.5 +5:19.3	37
52		Seth Menting Kimberly [11] - 4850	22:45.4 +5:20.2	38
53		Jacob Quella Appleton North [9] - 4547	22:45.9 +5:20.7	39
54		Aiden Sanders Appleton North [9] - 4548	22:46.6 +5:21.4	
55		Parker Bates Kimberly [10] - 4838	22:47.5 +5:22.3	40
56		Samual Gullikson Sheboygan North [9] - 4899	22:52.6 +5:27.4	41
57		Donovan Horkan Sheboygan North [11] - 4900	22:59.9 +5:34.7	42
58		Riley Matz Kimberly [11] - 4849	23:07.5 +5:42.3	
59		Troy Edwards Kimberly [10] - 4842	23:08.3 +5:43.1	
60		Peter Gerrits Sheboygan South [11] - 4928	23:10.8 +5:45.6	43
61		Thomas Kramer Appleton North [12] - 4541	23:12.3 +5:47.1	
62		Dalton Phelan Fond Du Lac [9] - 4783	23:16.8 +5:51.6	
63		Touger Yang Sheboygan South [11] - 4930	23:20.0 +5:54.8	44
64		Collin Marquardt Bay Port [9] - 4681	23:26.1 +6:00.9	
65		Ethan Anderson Bay Port [11] - 4671	23:26.2 +6:01.0	
66		Max Heling Kimberly [10] - 4845	23:30.6 +6:05.4	
67		Garrett Conrad Kimberly [9] - 4840	23:33.7 +6:08.5	
68		William Sobczak Brookfield East [10] - 4752	23:37.1 +6:11.9	
69		Noah Mader Bay Port [9] - 4679	23:42.3 +6:17.1	
70		Evan Stanislawski Kimberly [11] - 4856	23:42.4 +6:17.2	
71		David Whipp West De Pere [10] - 4992	23:46.5 +6:21.3	45
72		Ethan Wauters Kimberly [10] - 4858	23:48.2 +6:23.0	
73		Ethan Brockman Bay Port [9] - 4674	24:05.1 +6:39.9	
74		Jarek Kralovec West De Pere [10] - 4988	24:07.0 +6:41.8	46
75		Noah Pruetting Bay Port [9] - 4689	24:07.0 +6:41.8	
76		Andy Nhan Kimberly [10] - 4852	24:09.5 +6:44.3	
77		Flinn Opel Sheboygan North [10] - 4901	24:12.8 +6:47.6	47
78		Nhiasua Yang Sheboygan North [10] - 4906	24:14.3 +6:49.1	48
79		Nathan Phillips Kimberly [12] - 4853	24:18.9 +6:53.7	
80		Ethan Brandt Bay Port [9] - 4673	24:19.0 +6:53.8	
81		Corben Renzelman Sheboygan South [11] - 4929	24:25.3 +7:00.1	49
82		Kane Altendorf Bay Port [11] - 4670	24:26.2 +7:01.0	
83		Max Stascak Bay Port [9] - 4692	24:34.4 +7:09.2	
84		Noah Brandes Kimberly [9] - 4839	24:35.4 +7:10.2	
85		Cameron Gabbey Appleton North [10] - 4537	24:38.8 +7:13.6	
86		Brenton Gorges Sheboygan North [10] - 4897	24:40.3 +7:15.1	50
87		Theodore Celikay Brookfield East [9] - 4736	25:29.6 +8:04.4	
88		Ethan Steffen Kimberly [10] - 4857	25:36.8 +8:11.6	
89		Franklin Richard Bay Port [10] - 4691	25:41.5 +8:16.3	
90		Masen Le Tourneau Kimberly [10] - 4847	25:41.5 +8:16.3	
91		Aidan Weileder Brookfield East [12] - 4755	25:46.7 +8:21.5	
92		Chase Bohman Sheboygan South [9] - 4925	25:58.1 +8:32.9	51
93		Ben Selby Two Rivers [10] - 4960	26:02.9 +8:37.7	52
94		Kyle Schaefer Appleton North [9] - 4549	26:06.1 +8:40.9	
95		Jackson Crary West De Pere [11] - 4985	26:24.6 +8:59.4	53
96		Jr Mooren Kimberly [10] - 4851	26:24.6 +8:59.4	
97		Braxton Rajkovich Oconto Falls [9] - 4877	26:25.3 +9:00.1	
98		Mason Bernhardt Appleton North [9] - 4534	26:42.4 +9:17.2	
99		Adam Thon Appleton North [12] - 4550	27:01.8 +9:36.6	
100		Logan Kling Kimberly [9] - 4846	27:04.9 +9:39.7	
101		Rowan Green Sheboygan North [11] - 4898	27:07.1 +9:41.9	54
102		Carson Pociask Bay Port [11] - 4688	27:12.0 +9:46.8	
103		Jozef Kralovec West De Pere [12] - 4989	27:28.5 +10:03.3	55
104		Evan Dewitt Sheboygan South [9] - 4927	27:30.0 +10:04.8	56
105		Jacob Martino Appleton North [10] - 4542	27:57.3 +10:32.1	

106		Gavin Meitner Appleton North [12] - 4545	28:17.9 +10:52.7	
107		Hayden Salato-Wykh Brookfield East [9] - 4747	28:25.8 +11:00.6	
108		Harsh Singh Brookfield East [11] - 4750	29:15.7 +11:50.5	
109		Landon Yang Sheboygan North [10] - 4905	30:31.1 +13:05.9	57
110		Jonathan Chang Sheboygan South [11] - 4926	31:43.6 +14:18.4	58

Bay Port Pirate Invite

111		Hanish Vunnam Appleton North [9] - 4551	32:29.6 +15:04.4	
112		Lance Anderson Two Rivers [9] - 4958	32:29.8 +15:04.6	59
113		Izak Carney Bay Port [12] - 4675	33:11.8 +15:46.6	
DQ		Ethan Gongola Brookfield East [9] - 4740		

PLACE	TEAM	FINISH	1	2	3	4	5	(6)	(7)
1	 Brookfield East	30	3	4	5	6	12	(13)	(14)
2	 Bay Port	38	1	2	9	11	15	(19)	(23)
3	 Appleton North	101	8	18	22	26	27	(33)	(36)
4	 Kimberly	108	7	17	24	28	32	(37)	(38)
5	 West De Pere	138	16	21	25	31	45	(46)	(53)
6	 Sheboygan North	188	10	41	42	47	48	(50)	(54)
7	 Two Rivers	209	29	34	35	52	59		
8	 Sheboygan South	243	43	44	49	51	56	(58)	