















































































THU 5:50 PM

Boys Varsity 5000m

Results

PLACE	ATHLETE	5000M	PTS
1	 Noah Jahnke West De Pere [12] - 4995	16:45.7 -	1
2	 Nathan Ott Fond Du Lac [12] - 4786	17:22.5 +36.8	
3	 Evan Wheeler Brookfield East [10] - 4763	17:24.4 +38.7	2
4	 Jack Bagby Brookfield East [12] - 4756	17:25.7 +40.0	3
5	 Matthew Schmoll West De Pere [12] - 4999	17:27.1 +41.4	4
6	 Caleb Hardy Appleton North [11] - 4553	17:27.5 +41.8	5
7	 Peter Olson Appleton North [11] - 4639	17:30.7 +45.0	6
8	 Brice Radandt Two Rivers [10] - 4966	17:51.6 +1:05.9	7
9	 Eli Gallagher Two Rivers [10] - 4962	17:59.5 +1:13.8	8
10	 Ian Selissen Bay Port [12] - 4704	18:02.2 +1:16.5	9
11	 Jack Stephens Brookfield East [12] - 4762	18:03.3 +1:17.6	10
12	 Ben Adams Oconto Falls [10] - 4878	18:04.2 +1:18.5	11
13	 Nicholas Pufall Bay Port [10] - 4702	18:07.7 +1:22.0	12
14	 Carson Kadow Two Rivers [10] - 4963	18:08.4 +1:22.7	13
15	 Landen Heim Bay Port [12] - 4700	18:11.8 +1:26.1	14
16	 Ryan Lang Sheboygan North [10] - 4908	18:24.7 +1:39.0	15
17	 Alex Bernhardt Appleton North [12] - 4552	18:40.2 +1:54.5	16
18	 Evan Larsen Appleton North [12] - 4554	18:42.1 +1:56.4	17
19	 Landon Nuthals West De Pere [12] - 4997	18:49.4 +2:03.7	18
20	 Oliver Hudson Bay Port [9] - 4701	18:53.2 +2:07.5	19
21	 Komei Okamoto Brookfield East [10] - 4760	18:56.6 +2:10.9	20
22	 Christian McIlheran Brookfield East [10] - 4758	18:57.7 +2:12.0	21
23	 Riley Szymik Appleton North [11] - 4640	18:58.5 +2:12.8	22
24	 Bennett Daul Bay Port [9] - 4698	18:59.6 +2:13.9	23
25	 Bryce Tenpas Sheboygan North [10] - 4912	19:00.8 +2:15.1	24
26	 Donald Voetberg Appleton North [9] - 4641	19:11.1 +2:25.4	25
27	 Grant Median Brookfield East [9] - 4759	19:13.1 +2:27.4	26
28	 Vaughn Gerrits West De Pere [12] - 4994	19:16.5 +2:30.8	27
29	 Drew Thomas Sheboygan North [11] - 4913	19:23.5 +2:37.8	28
30	 Jonny Golke Fond Du Lac [9] - 4784	19:26.0 +2:40.3	
31	 Jack Ruesch Brookfield East [11] - 4761	19:26.2 +2:40.5	29
32	 Bergen Schmid Two Rivers [10] - 4967	19:31.8 +2:46.1	30
33	 Lucius Janquart West De Pere [11] - 4996	19:36.5 +2:50.8	31
34	 Evan Yuma Oconto Falls [10] - 4883	19:37.4 +2:51.7	32
35	 Griffin Kopke Oconto Falls [10] - 4880	19:38.7 +2:53.0	33
36	 Tyler Vangompel Kimberly [10] - 4866	19:41.1 +2:55.4	34
37	 Lukas Nahm Appleton North [9] - 4638	19:49.6 +3:03.9	35
38	 Nolan Weber Appleton North [10] - 4642	19:49.6 +3:03.9	36
39	 Conner Markiewicz Coleman [10] - 4770	19:57.9 +3:12.2	
40	 Dominick Azzolina Bay Port [11] - 4697	19:58.0 +3:12.3	37
41	 Ekin Yang Two Rivers [10] - 4968	20:00.9 +3:15.2	38
42	 Adam Bleck Kimberly [9] - 4860	20:08.0 +3:22.3	39
43	 David Venegas Sheboygan South [9] - 4937	20:10.6 +3:24.9	40
44	 Mason Weyenberg West De Pere [10] - 5000	20:12.3 +3:26.6	41
45	 Emerson Rice Oconto Falls [10] - 4882	20:17.8 +3:32.1	42
46	 Ethan Ely Bay Port [11] - 4699	20:18.1 +3:32.4	43
47	 Ethan Willemssen Sheboygan North [9] - 4914	20:19.1 +3:33.4	44
48	 Zachary Groh Sheboygan South [11] - 4932	20:19.3 +3:33.6	45
49	 Calvin Mendoza Kimberly [12] - 4863	20:22.4 +3:36.7	46

50		Ben Schmidt Kimberly [12] - 4865	20:23.0 +3:37.3	47
51		Davis Glavan Sheboygan South [11] - 4931	20:26.2 +3:40.5	48
52		Michael Grones Kimberly [12] - 4862	20:27.6 +3:41.9	49
53		Caleb Scheller West De Pere [9] - 4998	20:33.1 +3:47.4	50
54		Blake Leonhardt Sheboygan North [11] - 4909	20:34.1 +3:48.4	51
55		Aidan Wilczek Kimberly [10] - 4867	20:43.1 +3:57.4	52
56		Jack Matczak Sheboygan North [11] - 4911	20:44.4 +3:58.7	53
57		Micah Mendoza Kimberly [10] - 4864	20:44.5 +3:58.8	54
58		Eliezer Martinez Sheboygan North [11] - 4910	20:55.4 +4:09.7	55
59		Brant Laluzerne Oconto Falls [10] - 4881	21:07.2 +4:21.5	56
60		Cade Lisowe Two Rivers [12] - 4965	21:11.9 +4:26.2	57
61		Gavin Kummer Two Rivers [10] - 4964	21:15.0 +4:29.3	58
62		Sam Knudtson Sheboygan North [10] - 4907	21:22.8 +4:37.1	59
63		Jacob Weidig Sheboygan South [12] - 4938	21:27.5 +4:41.8	60
64		Bryce McDonough Sheboygan South [12] - 4933	21:52.5 +5:06.8	61
65		Isaiah Nowak Coleman [10] - 4771	22:15.4 +5:29.7	62
66		Lukas Metropolis Sheboygan South [12] - 4934	22:50.6 +6:04.9	62
67		Josue Uribe Sheboygan South [12] - 4936	22:55.3 +6:09.6	63
68		Jake Cullinane-Ma Coleman [9] - 4768	22:57.5 +6:11.8	
69		Wyatt Van Haren Coleman [9] - 4773	22:58.8 +6:13.1	

PLACE	TEAM	5000M	1	2	3	4	5	(6)	(7)
1	 Brookfield East	56	2	3	10	20	21	(26)	(29)
2	 Appleton North	66	5	6	16	17	22	(25)	(35)
3	 Bay Port	77	9	12	14	19	23	(37)	(43)
4	 West De Pere	81	1	4	18	27	31	(41)	(50)
5	 Two Rivers	96	7	8	13	30	38	(57)	(58)
6	 Sheboygan North	162	15	24	28	44	51	(53)	(55)
7	 Oconto Falls	174	11	32	33	42	56		
8	 Kimberly	215	34	39	46	47	49	(52)	(54)
9	 Sheboygan South	254	40	45	48	60	61	(62)	(63)