























































































































THU 4:10 PM



## Boys Junior Varsity 5000m










## Results

PLACE	ATHLETE	FINISH	PTS
1	 <b>Lachlan Chambers</b> Notre Dame Academy [11] - 4452	18:03.6 -	1
2	 <b>Andrew Kanning</b> Notre Dame Academy [12] - 4465	18:09.4 +5.8	2
3	 <b>Landon Zick</b> Manitowoc Lincoln [10] - 4405	18:20.7 +17.1	3
4	 <b>Owen Prosser</b> Notre Dame Academy [10] - 4474	18:28.6 +25.0	4
5	 <b>Kilian Wilinski</b> Manitowoc Lincoln [12] - 4404	18:34.7 +31.1	5
6	 <b>Charlie Rozz</b> Green Bay Preble [10] - 4336	18:41.8 +38.2	6
7	 <b>Pete Hurst</b> De Pere [12] - 4300	18:45.8 +42.2	7
8	 <b>Caleb Umentum</b> Green Bay Preble [12] - 4337	18:49.1 +45.5	8
9	 <b>Henry Tressler</b> Notre Dame Academy [11] - 4479	18:52.7 +49.1	9
10	 <b>Landon Stanislawski</b> Manitowoc Lincoln [12] - 4403	19:04.5 +1:00.9	10
11	 <b>Brady Stellmacher</b> Bay Port [10] - 4230	19:05.0 +1:01.4	11
12	 <b>Ethan Crane</b> Notre Dame Academy [12] - 4453	19:07.3 +1:03.7	12
13	 <b>Vladimir Boettcher</b> De Pere [11] - 4285	19:11.0 +1:07.4	13
14	 <b>Tyler Tuttle</b> Bay Port [10] - 4232	19:11.2 +1:07.6	14
15	 <b>Dominick Azzolina</b> Bay Port [11] - 4211	19:12.9 +1:09.3	15
16	 <b>Zach Helgeson</b> Green Bay Preble [9] - 4330	19:14.8 +1:11.2	16
17	 <b>Ethan Ely</b> Bay Port [11] - 4216	19:16.3 +1:12.7	17
18	 <b>Killian Artl</b> Green Bay Preble [10] - 4324	19:22.3 +1:18.7	18
19	 <b>Edward Bolchen</b> Manitowoc Lincoln [10] - 4395	19:23.6 +1:20.0	19
20	 <b>Ethan Mathies</b> De Pere [11] - 4303	19:25.2 +1:21.6	20
21	 <b>Austin Wunderlin</b> Green Bay Preble [9] - 4339	19:29.4 +1:25.8	21
22	 <b>Braeden Mattson</b> Green Bay Preble [10] - 4335	19:34.3 +1:30.7	22
23	 <b>Finnegan Blake</b> De Pere [12] - 4284	19:39.5 +1:35.9	23
24	 <b>Michael Lewis</b> Manitowoc Lincoln [9] - 4400	19:41.6 +1:38.0	24
25	 <b>Ian Foss</b> De Pere [10] - 4297	19:43.4 +1:39.8	25
26	 <b>Peyton Kuehn</b> Green Bay Preble [10] - 4332	19:44.2 +1:40.6	26
27	 <b>Kolton Hablewitz</b> Green Bay Preble [9] - 4329	19:44.7 +1:41.1	
28	 <b>Cale Luer</b> Manitowoc Lincoln [12] - 4401	19:47.2 +1:43.6	27
29	 <b>Ben Conrad</b> Manitowoc Lincoln [12] - 4396	19:48.0 +1:44.4	28
30	 <b>Marshal Noel</b> Bay Port [9] - 4222	19:49.9 +1:46.3	29
31	 <b>Emmett Mijatovich</b> De Pere [9] - 4305	19:59.1 +1:55.5	30
32	 <b>Titouan Landron</b> Green Bay Preble [10] - 4333	20:02.0 +1:58.4	
33	 <b>Alex Healy</b> Notre Dame Academy [11] - 4461	20:04.3 +2:00.7	31
34	 <b>Simon Wied</b> Notre Dame Academy [12] - 4481	20:05.3 +2:01.7	32
35	 <b>Lane Ertman</b> Notre Dame Academy [10] - 4457	20:07.5 +2:03.9	
36	 <b>Cameron Hampton</b> Bay Port [9] - 4217	20:09.4 +2:05.8	33
37	 <b>Cooper Anderson</b> De Pere [9] - 4283	20:09.8 +2:06.2	34
38	 <b>Parker Myers</b> Bay Port [10] - 4221	20:22.3 +2:18.7	35
39	 <b>Ethan Depas</b> De Pere [10] - 4294	20:26.8 +2:23.2	
40	 <b>Caleb Krueger</b> De Pere [12] - 4302	20:36.6 +2:33.0	
41	 <b>Mitchell Martin</b> Notre Dame Academy [11] - 4468	20:42.1 +2:38.5	
42	 <b>Evan Ertman</b> Notre Dame Academy [10] - 4456	20:42.2 +2:38.6	
43	 <b>Bryce Bougie</b> De Pere [10] - 4288	20:43.4 +2:39.8	
44	 <b>Griffin Dekker</b> De Pere [10] - 4293	20:46.4 +2:42.8	
45	 <b>Nathaniel Fredricks</b> Green Bay Preble [11] - 4326	20:47.3 +2:43.7	
46	 <b>Kaden Kuemmet</b> Manitowoc Lincoln [10] - 4399	20:47.8 +2:44.2	
47	 <b>Jack Matczak</b> Sheboygan North [11] - 4531	20:48.3 +2:44.7	36
48	 <b>Caleb Bartolazzi</b> Bay Port [9] - 4212	20:58.5 +2:54.9	
49	 <b>Sam Haanen</b> Green Bay Preble [9] - 4328	20:59.5 +2:55.9	

50		<b>Collin Marquardt</b> Bay Port [9] - 4220	20:59.7 +2:56.1	
51		<b>Anthony Lamm</b> Notre Dame Academy [11] - 4467	21:00.2 +2:56.6	
52		<b>Ethan Anderson</b> Bay Port [11] - 4210	21:01.2 +2:57.6	
53		<b>Jeremy Jarocki</b> Notre Dame Academy [12] - 4463	21:04.2 +3:00.6	
54		<b>Mason Patchak</b> Bay Port [9] - 4224	21:04.3 +3:00.7	
55		<b>Aiden Laha</b> Notre Dame Academy [9] - 4466	21:04.6 +3:01.0	
56		<b>Andrew Thalman</b> Bay Port [9] - 4231	21:05.3 +3:01.7	
57		<b>Samual Gullikson</b> Sheboygan North [9] - 4529	21:05.6 +3:02.0	37
58		<b>Luke Gilson</b> Notre Dame Academy [9] - 4460	21:06.3 +3:02.7	
59		<b>Ethan Brockman</b> Bay Port [9] - 4214	21:07.8 +3:04.2	
60		<b>Brenton Gorges</b> Sheboygan North [10] - 4527	21:11.6 +3:08.0	38
61		<b>Aiden Paul</b> De Pere [12] - 4308	21:11.7 +3:08.1	
62		<b>Caden Day</b> De Pere [10] - 4292	21:13.3 +3:09.7	
63		<b>Carter Grasse</b> Pulaski [10] - 4502	21:13.9 +3:10.3	39
64		<b>Lincoln Hebert</b> Manitowoc Lincoln [10] - 4398	21:17.8 +3:14.2	
65		<b>Ethan High</b> Ashwaubenon [11] - 4168	21:18.2 +3:14.6	40
66		<b>Ryan Karbon</b> De Pere [11] - 4301	21:19.3 +3:15.7	
67		<b>Donovan Horkan</b> Sheboygan North [11] - 4530	21:20.9 +3:17.3	41
68		<b>Charlie Foote</b> De Pere [12] - 4296	21:30.3 +3:26.7	
69		<b>Sam Mader</b> Bay Port [9] - 4219	21:31.3 +3:27.7	
70		<b>Noah Mader</b> Bay Port [9] - 4218	21:36.0 +3:32.4	
71		<b>Ireland Chandler</b> Green Bay Southwest [11] - 4365	21:37.4 +3:33.8	42
72		<b>Ian Johnson</b> Notre Dame Academy [9] - 4464	21:42.4 +3:38.8	
73		<b>Lovell Richardson</b> Green Bay Southwest [11] - 4369	21:48.3 +3:44.7	43
74		<b>Timothy Dorner</b> Green Bay Preble [10] - 4325	21:48.5 +3:44.9	
75		<b>Ethan Brandt</b> Bay Port [9] - 4213	21:51.1 +3:47.5	
76		<b>Dominic D'Angelo</b> Notre Dame Academy [10] - 4454	21:52.5 +3:48.9	
77		<b>Max Dernbach</b> De Pere [10] - 4295	21:52.9 +3:49.3	
78		<b>Michael Van Helden</b> De Pere [9] - 4315	21:54.7 +3:51.1	
79		<b>Brett Deines</b> Green Bay Southwest [11] - 4367	21:56.5 +3:52.9	44
80		<b>Sam Cumicek</b> De Pere [11] - 4291	21:59.9 +3:56.3	
81		<b>Max Elfner</b> Notre Dame Academy [9] - 4455	22:00.4 +3:56.8	
82		<b>Sam Gard</b> Notre Dame Academy [12] - 4458	22:05.5 +4:01.9	
83		<b>Austin Bowen</b> De Pere [12] - 4289	22:06.8 +4:03.2	
84		<b>Nhiasua Yang</b> Sheboygan North [10] - 4535	22:14.1 +4:10.5	45
85		<b>Max Stascak</b> Bay Port [9] - 4229	22:15.2 +4:11.6	
86		<b>Jack Schneider</b> De Pere [9] - 4312	22:16.4 +4:12.8	
87		<b>Seth Radke</b> Bay Port [12] - 4227	22:21.3 +4:17.7	
88		<b>Chris Vannieuwenho</b> Bay Port [12] - 4233	22:21.9 +4:18.3	
89		<b>Max Schill</b> De Pere [11] - 4311	22:25.7 +4:22.1	
90		<b>Ben Abler</b> Manitowoc Lincoln [9] - 4394	22:27.3 +4:23.7	
91		<b>Emanuel Poehlmann</b> Notre Dame Academy [9] - 4473	22:31.1 +4:27.5	
92		<b>Dylan Van Straten</b> Green Bay Preble [10] - 4338	22:31.1 +4:27.5	
93		<b>Austin Hackel</b> De Pere [9] - 4298	22:32.0 +4:28.4	
94		<b>Kane Altendorf</b> Bay Port [11] - 4209	22:33.1 +4:29.5	
95		<b>Jaxson Marcelle</b> Green Bay Preble [9] - 4334	22:35.4 +4:31.8	
96		<b>Remington Gray</b> Green Bay Preble [9] - 4327	22:36.6 +4:33.0	
97		<b>Antonio Mirao</b> Notre Dame Academy [9] - 4470	22:41.3 +4:37.7	
98		<b>Adam Van Helden</b> De Pere [9] - 4314	22:42.9 +4:39.3	
99		<b>Evan Dewitt</b> Sheboygan South [9] - 4556	22:51.6 +4:48.0	
100		<b>Dane Oslund</b> De Pere [9] - 4306	22:53.1 +4:49.5	
101		<b>Jackson Mikulsky</b> Pulaski [10] - 4505	22:54.9 +4:51.3	46
102		<b>Zachary Bushmaker</b> Green Bay Southwest [11] - 4364	22:55.9 +4:52.3	47
103		<b>Ari Surma</b> Ashwaubenon [10] - 4172	23:19.6 +5:16.0	48
104		<b>Rowan Green</b> Sheboygan North [11] - 4528	23:28.9 +5:25.3	49
105		<b>Nolan Greene</b> Pulaski [9] - 4503	23:38.3 +5:34.7	50

106		<b>George Phillips</b> Sheboygan North [11] - 4533	23:39.0 +5:35.4	51
107		<b>Vikram Khot</b> Green Bay Preble [10] - 4331	23:40.4 +5:36.8	
108		<b>Charlie Gerstner</b> Notre Dame Academy [10] - 4459	23:44.4 +5:40.8	
109		<b>Ben Kelleher</b> Ashwaubenon [11] - 4170	23:44.5 +5:40.9	52
110		<b>John Hornacek</b> De Pere [12] - 4299	23:44.8 +5:41.2	
111		<b>Thomas Phillips</b> Notre Dame Academy [12] - 4472	23:51.2 +5:47.6	
112		<b>Dan Binder</b> Pulaski [9] - 4500	24:09.2 +6:05.6	53
113		<b>Alexander Erives</b> Ashwaubenon [10] - 4167	24:09.9 +6:06.3	54
114		<b>Levi Radue</b> De Pere [12] - 4309	24:12.4 +6:08.8	
115		<b>James Shade</b> Notre Dame Academy [12] - 4475	24:14.8 +6:11.2	
116		<b>Franklin Richard</b> Bay Port [10] - 4228	24:22.5 +6:18.9	
117		<b>Kai Volk</b> Notre Dame Academy [9] - 4480	24:23.9 +6:20.3	
118		<b>Carson Pociask</b> Bay Port [11] - 4225	24:27.0 +6:23.4	

119		<b>Zeph Childers</b> Green Bay Southwest [10] - 4366	24:28.9 +6:25.3	55
120		<b>Mason Olson</b> Notre Dame Academy [12] - 4471	24:59.7 +6:56.1	
121		<b>Nathan Bohn</b> De Pere [10] - 4286	25:24.5 +7:20.9	
122		<b>Patrick Lara</b> Pulaski [11] - 4504	25:30.6 +7:27.0	56
123		<b>Jonathan Chang</b> Sheboygan South [11] - 4555	25:34.1 +7:30.5	
124		<b>Nathaniel Lesjack-Deck</b> Green Bay Southwest [11] - 4368	25:47.4 +7:43.8	57
125		<b>Collin Johnson</b> Ashwaubenon [10] - 4169	26:03.4 +7:59.8	58
126		<b>Joe Micksch</b> Notre Dame Academy [12] - 4469	27:24.8 +9:21.2	
127		<b>James Taylor</b> Notre Dame Academy [9] - 4478	27:24.8 +9:21.2	
128		<b>Izak Carney</b> Bay Port [12] - 4215	27:36.9 +9:33.3	
129		<b>Ravyn Fry</b> Pulaski [9] - 4501	27:54.5 +9:50.9	59
130		<b>Liam McKee</b> De Pere [12] - 4304	30:03.1 +11:59.5	

PLACE	TEAM	FINISH	1	2	3	4	5	(6)	(7)
1	 <b>Notre Dame Academy</b>	<b>28</b>	1	2	4	9	12	(31)	(32)
2	 <b>Manitowoc Lincoln</b>	<b>61</b>	3	5	10	19	24	(27)	(28)
3	 <b>Green Bay Preble</b>	<b>69</b>	6	8	16	18	21	(22)	(26)
4	 <b>Bay Port</b>	<b>86</b>	11	14	15	17	29	(33)	(35)
5	 <b>De Pere</b>	<b>88</b>	7	13	20	23	25	(30)	(34)
6	 <b>Sheboygan North</b>	<b>197</b>	36	37	38	41	45	(49)	(51)
7	 <b>Green Bay Southwest</b>	<b>231</b>	42	43	44	47	55	(57)	
8	 <b>Pulaski</b>	<b>244</b>	39	46	50	53	56	(59)	
9	 <b>Ashwaubenon</b>	<b>252</b>	40	48	52	54	58		