














































































THU 5:20 PM











Boys Varsity 5000m

Results

PLACE	ATHLETE	5000M	PTS
1	 Mason Gates Manitowoc Lincoln [12] - 4388	15:52.1 -	1
2	 Grady Lenn De Pere [9] - 4278	15:53.9 +1.8	2
3	 Isaac Nowak Notre Dame Academy [12] - 4449	16:37.7 +45.6	3
4	 Joseph Stumpf Notre Dame Academy [12] - 4450	16:46.1 +54.0	4
5	 Sam Lieuwen Bay Port [11] - 4205	16:57.8 +1:05.7	5
6	 Casey Trousil De Pere [11] - 4282	17:06.1 +1:14.0	6
7	 Joseph Hunt Notre Dame Academy [9] - 4448	17:06.6 +1:14.5	7
8	 Chase Deshazer De Pere [9] - 4277	17:09.2 +1:17.1	8
9	 Ian Selissen Bay Port [12] - 4208	17:12.2 +1:20.1	9
10	 Bryce Hawley Notre Dame Academy [11] - 4447	17:18.1 +1:26.0	10
11	 Jackson Fogarty Notre Dame Academy [12] - 4446	17:22.0 +1:29.9	11
12	 Ethan Raye Green Bay Preble [12] - 4321	17:23.8 +1:31.7	12
13	 Caleb Jatczak Manitowoc Lincoln [11] - 4389	17:24.8 +1:32.7	13
14	 Louis Jean Baptist Green Bay Preble [9] - 4317	17:28.6 +1:36.5	14
15	 Braeden Tilot Notre Dame Academy [11] - 4451	17:28.7 +1:36.6	15
16	 Landen Heim Bay Port [12] - 4203	17:32.4 +1:40.3	16
17	 Bennett Daul Bay Port [9] - 4202	17:38.8 +1:46.7	17
18	 Ryan Lang Sheboygan North [10] - 4520	17:41.7 +1:49.6	18
19	 Benjamin Piontek Green Bay Preble [10] - 4320	17:42.2 +1:50.1	19
20	 Ryan Jadin Ashwaubenon [11] - 4161	17:45.0 +1:52.9	20
21	 Nicholas Pufall Bay Port [10] - 4206	17:45.2 +1:53.1	21
22	 Beckett Chambers Notre Dame Academy [12] - 4445	17:47.8 +1:55.7	22
23	 Ian Hoppe Green Bay Preble [12] - 4316	17:49.0 +1:56.9	23
24	 Federrico Auricchio Notre Dame Academy [12] - 4444	17:54.5 +2:02.4	
25	 Marshall Willems Green Bay Preble [9] - 4323	17:55.0 +2:02.9	24
26	 Isaac Merten Manitowoc Lincoln [12] - 4391	17:57.9 +2:05.8	25
27	 Jacob Peruzzi Green Bay Preble [9] - 4319	17:58.5 +2:06.4	26
28	 Ben Buchman Ashwaubenon [10] - 4160	17:59.6 +2:07.5	27
29	 Dayne Nowak Pulaski [10] - 4495	18:05.7 +2:13.6	28
30	 Enoch Thielhelm De Pere [11] - 4281	18:07.4 +2:15.3	29
31	 Ryan Bintz De Pere [10] - 4275	18:09.7 +2:17.6	30
32	 Evan Milkie De Pere [11] - 4279	18:10.7 +2:18.6	31
33	 Brady Wallace Ashwaubenon [11] - 4166	18:10.7 +2:18.6	32
34	 Malachi Oslund De Pere [11] - 4280	18:21.2 +2:29.1	33
35	 Bryce Tenpas Sheboygan North [10] - 4523	18:21.6 +2:29.5	34
36	 Connor Shaw Green Bay Preble [11] - 4322	18:22.1 +2:30.0	35
37	 Drew Thomas Sheboygan North [11] - 4524	18:24.9 +2:32.8	36
38	 Ashtyn Anderson Ashwaubenon [10] - 4159	18:26.3 +2:34.2	37
39	 Carson Zutz Manitowoc Lincoln [12] - 4393	18:26.8 +2:34.7	38
40	 Brayden Michaels Green Bay Preble [9] - 4318	18:30.4 +2:38.3	
41	 Peyton Yaw Pulaski [10] - 4498	18:32.4 +2:40.3	39
42	 Aaron Broadrick De Pere [10] - 4276	18:37.3 +2:45.2	
43	 Micah Swemke Manitowoc Lincoln [10] - 4392	18:41.7 +2:49.6	40
44	 Dax Ruplinger Bay Port [12] - 4207	18:46.6 +2:54.5	41
45	 Isaiah Kipp Ashwaubenon [11] - 4162	18:46.7 +2:54.6	42
46	 Sam Moore Green Bay Southwest [10] - 4362	18:48.2 +2:56.1	43
47	 Ian Willemsen Sheboygan North [9] - 4526	18:49.4 +2:57.3	44
48	 Matt Ablor Manitowoc Lincoln [12] - 4386	18:55.5 +3:03.4	45
49	 Zachary Groh Sheboygan South [11] - 4547	19:03.4 +3:11.3	46

50		Dylan Deppe Green Bay Southwest [10] - 4358	19:07.4 +3:15.3	47
51		David Venegas Sheboygan South [9] - 4552	19:08.0 +3:15.9	48
52		Blake Leonhardt Sheboygan North [11] - 4521	19:10.2 +3:18.1	49
53		Arden Gillen Pulaski [9] - 4492	19:12.7 +3:20.6	50
54		Andrew Shelly Ashwaubenon [11] - 4165	19:18.3 +3:26.2	51
55		Grayson Heath Green Bay Southwest [10] - 4360	19:20.1 +3:28.0	52
56		Griffin Nowak Pulaski [12] - 4496	19:23.7 +3:31.6	53
57		Dayne Groth Pulaski [9] - 4493	19:26.8 +3:34.7	54
58		Brady Christovich Bay Port [11] - 4201	19:34.9 +3:42.8	55
59		Thomas Murphy Pulaski [9] - 4494	19:50.8 +3:58.7	56
60		Ethan Willemsen Sheboygan North [9] - 4525	19:57.7 +4:05.6	57
61		Brody Zeinert Pulaski [11] - 4499	20:12.6 +4:20.5	58
62		Jack Maclean Ashwaubenon [12] - 4163	20:13.1 +4:21.0	59
63		Quinn Nooyen Ashwaubenon [11] - 4164	20:16.7 +4:24.6	
64		Sam Knudtson Sheboygan North [10] - 4519	20:23.0 +4:30.9	60
65		Ian Klug Green Bay Southwest [10] - 4361	20:23.2 +4:31.1	61

66		Eliezer Martinez Sheboygan North [11] - 4522	20:31.5 +4:39.4	
67		Jonathan Valliere Green Bay Southwest [12] - 4363	20:37.1 +4:45.0	62
68		Preston Miller Sheboygan South [11] - 4550	20:43.5 +4:51.4	63
69		Oliver Hudson Bay Port [9] - 4204	20:57.6 +5:05.5	
70		Bryce McDonough Sheboygan South [12] - 4548	21:05.5 +5:13.4	64
71		Enrique Strange Pulaski [11] - 4497	21:08.7 +5:16.6	
72		Peter Gerrits Sheboygan South [11] - 4546	21:09.2 +5:17.1	65
73		Josue Uribe Sheboygan South [12] - 4551	21:30.6 +5:38.5	66
74		Romelo Harris Green Bay Southwest [9] - 4359	22:01.1 +6:09.0	67
75		Darren Deines Green Bay Southwest [11] - 4357	22:11.0 +6:18.9	68
76		Touger Yang Sheboygan South [11] - 4557	22:22.3 +6:30.2	69
77		Chase Bohman Sheboygan South [9] - 4554	23:44.8 +7:52.7	

PLACE	TEAM	5000M	1	2	3	4	5	(6)	(7)	(8)
1	 Notre Dame Academy	35	3	4	7	10	11	(15)	(22)	
2	 Bay Port	68	5	9	16	17	21	(41)	(55)	
3	 De Pere	75	2	6	8	29	30	(31)	(33)	
4	 Green Bay Preble	92	12	14	19	23	24	(26)	(35)	
5	 Manitowoc Lincoln	117	1	13	25	38	40	(45)		
6	 Ashwaubenon	158	20	27	32	37	42	(51)	(59)	
7	 Sheboygan North	181	18	34	36	44	49	(57)	(60)	
8	 Pulaski	224	28	39	50	53	54	(56)	(58)	
9	 Green Bay Southwest	265	43	47	52	61	62	(67)	(68)	
10	 Sheboygan South	286	46	48	63	64	65	(66)	(69)	